



Moraine Sailing Club

# Batten the Breeze

March 2007

## Time to Get the Boats Ready !

### WHAT'S GOING ON ?

**March 31, 2007 4:00 p.m.** FS Fleet 80 Social and Seminar "Make your FS Fly" by Pat Glazier. At 2091 Beechwood Blvd, Pgh. 15217 (Gelman's home). Food and social to follow.

### BARN DATES

**Sunday April 15 1-3 p.m.**

**Saturday April 21 10 a.m.-noon**

It is very, very important that we have a full complement to move the boats ! We have more boats this year than we had last year and we not only have to move the boats, we have to scrub them all down and rig them for the year. This takes a LOT of people to get this done.

All boats must to be out on the last day as our lease expires at midnight. If you have a car with a hitch and can tow boats over to Watts Bay, please get in in touch with Chris Neuwirth at [cmn@cmu.edu](mailto:cmn@cmu.edu) to let her know of your availability

and what dates you can be there with us to help make this happen.



April 28, 2007, 3-7 p.m. SPRING FLING Three Rivers Rowing Club. Please bring a side dish if your house number ends in an odd digit, and a dessert if you house number ends in an even digit. The Three Rivers Rowing Club is located on the Allegheny River

### Directions:

from Rt 28 N 1. Exit 3 at Millvale. 2. Turn left at light. 3. Straight at stop sign (look - dangerous intersection) 4. Proceed about 100 yds, look for sign on left *Millvale Riverfront Park* under Rt 28S overpass. 5. Turn left at same sign under Rt 28S overpass. 6. Cross RR tracks, go under RR trestle. 7. Turn right at the stop sign. 8. Proceed about 1/2 mile to red and white building from 40th Bridge 1. Turn right at light at foot of bridge 2. Turn right under Rt 28N overpass 3. Follow sign *Millvale Riverfront Park*. 4. Cross RR tracks, go under RR trestle. 5. Turn right at the stop sign. 6. Proceed about 1/2 mile to red and white building

from Rt 28 S 1. Exit 3 at Millvale. 2. Go straight at light. 3. Follow sign *Millvale Riverfront Park* (avoid Rt 28N on-ramp!). 4. Cross RR tracks, go under RR trestle. 5. Turn right at the stop sign. 6. Proceed about 1/2 mile to red and white building



## JETSAM AND FLOTSAM

by Wolf Goethert

This column is devoted to bringing to life those little known secrets that have been hidden from public view to enhance the quality of life of MSC members.

This issue will try to enlighten our MSC members to the language of sailors. To landlubbers and stink-potters (power boat sailors), sailors have a language of their own that is totally unintelligible at the times but with precise meanings to other sailors.

From the glossary section of the American National Red Cross, *basic sailing*, some typical examples are:

*Broad on the bow*: no it is not the figurehead of a maiden that decorated the bow of old sailing ships but the bearing of an object 45 degrees from ahead.

*Broad on the quarters*. Sailors are well known for their "gentleman" behavior hence they would never invite an unescorted lady to their quarters. Therefore when you hear a sailor calling out "broad on the quarters" he means the bearing of an object 135 degrees from ahead.

*Whipping*: As mentioned earlier, sailors are true "gentlemen" and would never require this severe chastisement to mend their ways. So when sailors are discussing "whippings", they are talking about methods of preventing the ends of a rope from unlaying or fraying by turns of stout twine with the ends tucked.

Sailing is a sport enjoyed in all corners of this world. Since the world is round, I'm not sure where the corners are. But be that as it may, the following article has been included to provide our MSC members a head start in learning Euro-English so when they are sailing in European waters, they can communicate with the natives.

### Announcement from European Commission:

The European Commission has just announced an agreement whereby English will be the official language of the European Union rather than German, which was the other possibility.

As part of the negotiations, the British Government conceded that English spelling had some room for improvement and has accepted a 5- year phase-in plan that would become known as "Euro-English".

In the **first year**, "s" will replace the soft "c". Certainly, this will make the sivil servants jump with joy. The hard "c" will be dropped in favour of "k". This should clear up confusion, and keyboards can have one less letter. There will be growing public enthusiasm in the second year when the troublesome "ph" will be replaced with "f". This will make words like fotograf 20% shorter.

In the **3rd year**, public acceptance of the new spelling can be expected to reach the stage where more complicated changes are possible. Governments will encourage the removal of double letters which have always been a deterrent to accurate spelling. Also, all will agree that the horrible mess of the silent "e" in the language is disgraceful and it should go away.

By the **4th year** people will be receptive to steps such as replacing "th" with "z" and "w" with "v". During the fifth year, the unnecessary "o" can be dropped from words containing "ou" and after six years, we will have a real sense of style.

There will be no more trouble or difficulties and everyone will find it easy to understand each other. The dream of a united Europe will finally come true.

And after the fifth year, we will all be speaking German like they wanted in the first place. If this makes you smile, please pass on to other people.



Racing on Lake Arthur, Summer 2006

**For Sale:** XENA the Optimist used at the Sail Camp is offered for sale at \$400. A 16' weekend skiff for sailing or rowing. Plywood construction with all solid Cherry wood trim \$ 450 o.n.o. Contact John Bridges (724 625 9348 )

**REVENUE CUTTER** Work has commenced on this project and help will be required from both skilled and unskilled volunteers and artists if we are to obtain our target of having this boat finished and ready for use as a Committee Boat at the August Regatta. Jib Boom, Yard, Top Mast, Gaff and other parts are ready for painting and the 16 Dead Eyes have been turned and drilled from Osage Orange. If you are interested to help with this project for a few hours any evening or weekend, please contact John Bridges are 724 625 9348 or [brimor@aol.com](mailto:brimor@aol.com)

## Memorial Day weekend Extravaganza

Joyce Appel has asked if MSC members can take out some of their members on **the Sunday and Monday of this weekend ?**. We have done this several times in the past years and it has been greatly appreciated by these tough outdoor types who are not put off by rain, cold or wind. Over the weekend the members of the Butler Outdoor club are also introduced to hiking, canoeing, rock climbing etc. **PLEASE GET IN TOUCH WITH JOHN BRIDGES !**



**The above photo shows me launching, with the help of my father, the first boat I built 60 years ago.**

The following letter was published in the December 1949 issue of the Popular Science Magazine:-  
Sir,

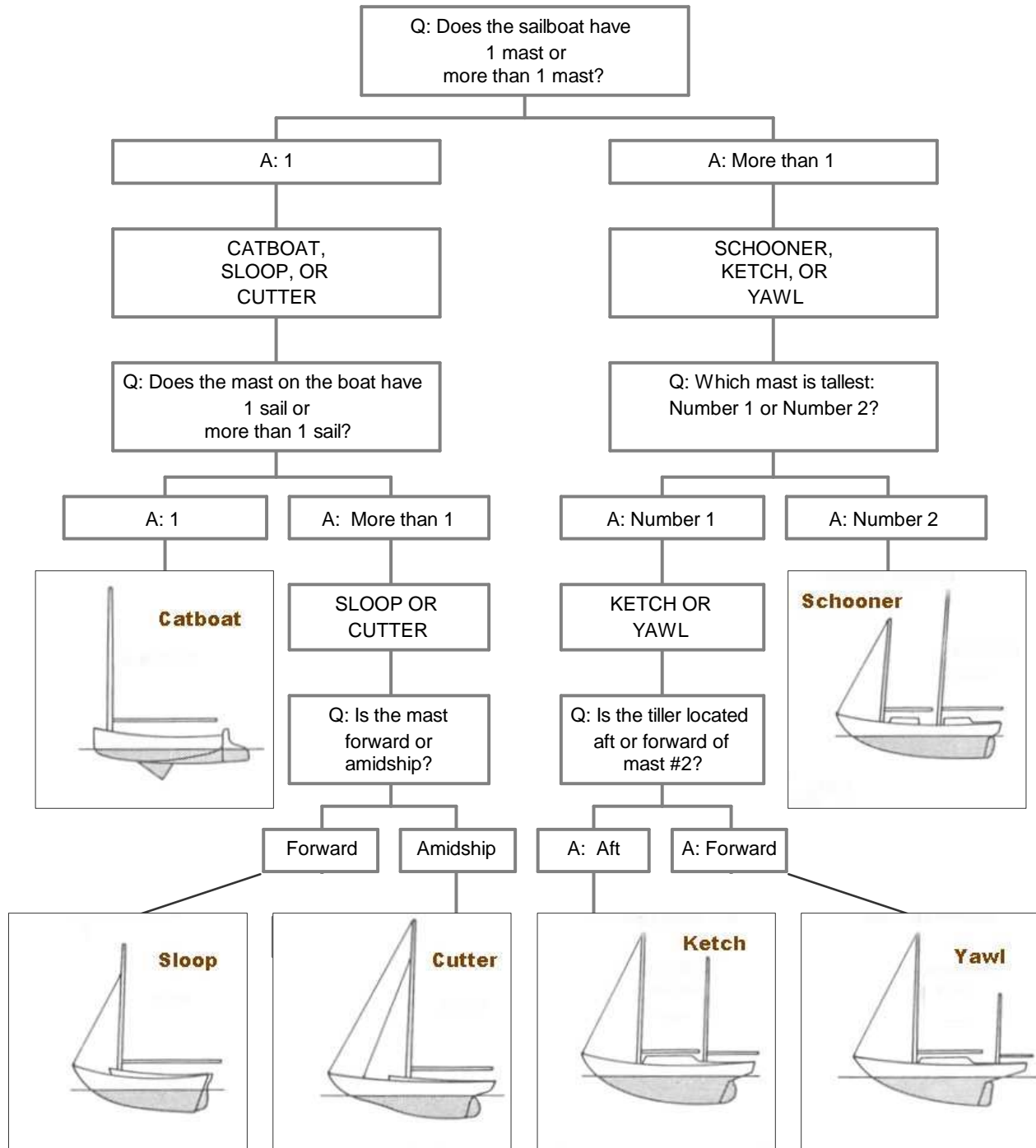
Way back in July 1937 you published the plans for building a 13 foot sailboat. Last year I came across that magazine and decided to build to that design. My boat has taken me safely home when others have capsized and been dismasted. In spite of her low freeboard, she has not dug her bow under the waves.


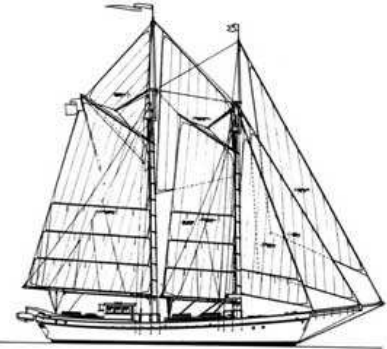
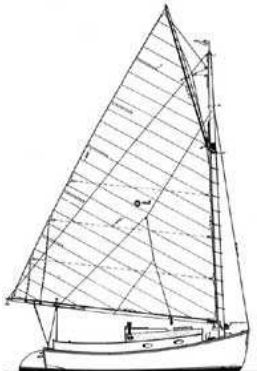



Owing to the lumber shortage after World War II I had to change the construction somewhat. I managed to obtain some Douglas Fir offcuts for the bottom, but, for the deck and sides I used 1/4" Gaboon plywood. The stem is of Satin Walnut that was washed up on the beach. The frames and keel are of English Oak. Other parts are made of Red Cedar, Mahogany, Afzelia, Elm, Ash, Teak, Deal, Spruce and Birch Plywood.

Signed, John F Bridges Yarmouth, Isle of Wight, England

by Chris Newirth

### Kinds of Sailboats\*



<p>1. --- ____</p>		<p>4. --- ____</p>	
<p>2. --- ____</p>		<p>5. --- ____</p>	
<p>3. --- ____</p>		<p>6. --- ____</p>	

\*Concept diagram from Merrill, M. D., Tennyson, R. D., & Posey, L. O. (1992). *Teaching concepts: An instructional design guide* (2nd ed.). Englewood Cliffs, NJ: Educational Technology Publications, p. 33. Boat illustrations from an article by Ted Brewer in *Good Old Boat* magazine, Vol. 4, No. 2, Mar/Apr, 2001, via Wildwood Sailing Club (<http://home.golden.net/~capone1/wsc/boattype.htm>). By permission.


\*\*\*\*\* answers on page 8\*\*\*\*\*

## 2007 Racing Schedule- Moraine Sailing Club

Month	Day	Event Description	Race Steward	Assistant	
May	5 Sat				
	12 Sat				
	19 Sat	<b>"Learn to Race" Series -- 10:30 AM start</b>		Hart	Wolf
		<b>Regular Series Races - 1:30 PM start</b>			Keiser
	20 Sun	Learn To Sail - 10am-3pm		Shields	TBD
	26 Sat	Memorial day weekend no races			
27 Sun	Learn To Sail - 10am-3pm		Shields	TBD	
June	2 Sat	<b>Regular Series Races - 10:30 AM Start</b>	Cullen	Boyles	
	9 Sat	<b>"Learn to Race" Series -- 10:30 AM start</b>		Goldberg	TBD, Hart
		<b>Regular Series Races - 1:30 PM Start</b>			Dave, Cathy August
	16 Sat	<b>Regular Series Races - 10:30 AM start</b>		Bishop	Kirk
	23 Sat	<b>Regular Series Races - 10:30 AM Start</b>		Goethert	Schwarzmueller
	28-30	FS 50th Anniversary Celebration Deep Creek			
	30 Sat	No races -- 2-day 9to5 Learn To Sail days		Shields	TBD
1 Sun	2-day 9to5 Learn To Sail days				
July	7 Sat	<b>Regular Series Races - 10:30 AM Start</b>	Williams	Marshall, August	
	14 Sat	No races -- 2-day 9to5 Learn To Sail days		Shields	TBD
	15 Sun	2-day 9to5 Learn To Sail days			
	16 Mon	<b>Sail Camp week</b>			
	21 Sat	<b>"Learn to Race" Series -- 10:30 AM start</b>		Gelman	Wolf, Jon
		<b>Regular Series Races - 1:30 PM start</b>			J. Harrison
	28 Sat	<b>Regular Series Races - 10:30 AM Start</b>		Armitage	Tingle, Harlan
August	4-5 Sat	Regatta At Lake Arthur - <b>Sail For Grail</b>		Brandt	Hastings
	11 Sat	No races -- 2-day 9to5 Learn To Sail days		Shields	TBD
	12 Sun	2-day 9to5 Learn To Sail days			
	18 Sat	<b>Regular Series Races - 10:30 AM Start</b>		Uehling	Ingersoll
	25 Sat	<b>"Learn to Race" Series -- 10:30 AM start</b>		Shields	Wolf, Jon
		<b>Regular Series Races - 1:30 PM start</b>			TBD
September	1 Sat	<b>Regular Series Races - 10:30 AM Start</b>		Hohler	Juan Lora
	2-Sun	Learn To Sail - 10am-3pm		Shields	TBD
	8 Sat	<b>Regular Series Races - 10:30 AM Start</b>		Zavos	Kamenetzky
	9-Sun	Learn To Sail - 10am-3pm		Shields	TBD
	15 Sat	OFF			
	22 Sat	<b>Regular Series Races - 10:30 AM Start</b>		D.Marlin	Madxlenka
	29 Sat	<b>Regular Series Races - 10:30 AM Start</b>		Suppo	Jombock

### PRE-SCHOOL TEST

Pre-school children were asked the following question:  
"In which direction is the bus pictured below traveling?"



Look carefully at the picture

Do you know the answer when the only possible

answers are "left" and "right" ?

The Pre-schoolers all answered "left"

Why ?

They answered: "Because you can't see the door" (feel pretty silly now, don't you? I know... me too !)

### CRUISING SAFETY NOTE !

Epirbs (Emergency Positioning Indicating Radiobeacon )

have been around for a while. For those of us who cruise offshore, there's something available that can make offshoring a lot safer, and inexpensively. Buying a category 1 Epirb can cost upwards of \$900, but you can rent it for \$40 a week through BoatUS foundation. The website for this gem of an idea is:



<http://www.boatus.com/foundation/EPIRB/>

Epirbs can enable the Coast Guard or other boaters to locate you quickly which is crucial when the weather is adverse and the water is cold. If you are offshore sailing, please consider this. Remember, a LOT of people rent these, so you have to reserve your Epirb now for this summer's sailing vacations.

### Sailing Safely .....

#### Clothing that helps keep you safe

Dress for comfort, but remember your choice of clothing will depend on what and where you sail, as well as when, the weather, and water temperature. The key is to stay warm. It's also nice to stay dry, but of the two it's more important to stay warm.

Experts agree that several thin layers of clothing are far better than a single heavy one. And with the availability of new fabrics, it's even easier to do this today. I myself always wear a Lycra rash guard shirt as the first (and only in summer) layer. It dries fast, wicks moisture away from the skin, and most importantly to me in the summer, provides SPF 50 sun protection. All the major manufacturers offer some form of rash guard or high performance "T" shirt. Some are very high priced. You can also go to Dicks or Dunham's and get Under Armor for less. If you go at the end of the "season" (Winter for cold gear, Summer for hot) you can find items on sale.

The next layer is the "polar fleece" layer, made of polypropylene, one of the new "wonder fabrics" Old Navy carries these items in a number of styles/colors, and at a far better price than "specialty" stores

The top layer should be wind/water resistant at minimum. "Foul Weather" gear fits this bill, as do a number of other types. A light, water resistant windbreaker works most of the time. There are alternatives to the marine industry clothing available, but most is not designed with sailing in mind.

Don't forget your head and feet!!! There are a number of different types of hats available, for any type of use. Cold, Hot, Sun Protection, all should be considered when choosing a hat(s).

Socks made from polypro work well in keeping your feet warm, but don't get waterlogged or smell like wool socks. But wool is still a fine choice to keep warm with. There have been a number of new types of socks to come on the market recently, and a number of them have potential for sailing use.

Sailing gloves, while protecting your fingers from the ravages of wet lines, will also afford some warmth. Never hurts to have a pair with you.

Layering, Staying Warm, the two go hand in hand, and go along way in making sailing safer, and more enjoyable. After all, isn't that why we do it?

The board is working very hard to try to enhance our communications with our members. Due to cost considerations, we have migrated over the last couple of years from snail mail to using email and the web as our primary means of communicating with our members. For those members who still prefer receiving the BTB via the mail, please indicate so on this years membership form and we will mail the copy out to you.

For those who are receiving the BTB and other announcements via email, please make sure that we have your latest email address. Either update your email address in the member database yourself or send your latest email address to one of the board members. The addresses contained in the member database are the ones that are used to send out information to the membership.

If you see Chris Neuwirth or Jackie Stevens or John Bridges, please give them a hearty “thank you” for the great job they are doing in assisting in getting “the word” out. At the beginning of each month, Chris has been sending out an email describing the major activities in the month. I hope you have noticed the number of BTBs that Jackie has already published this year. The new *Kidzpage* by John Bridges has really been a superb addition to the BTB. So if you happen to see any of these hardworking individuals, tell them that their hard work is really appreciated!

Speaking of John Bridges, in last month’s BTB, we found a “feature” in the software that cut off the punch line for the Spider Ship article.



**Inquiring minds would like to know:**

- Could this be John Bridge’s secret project? And all along you thought he was building Optis!

Wolf Goethert

**Answers to “Kinds of Sailboat Quiz”:**

1. D (Ketch), 2. A., 3. B, 4. E, 5. B, 6. D (Yawl).

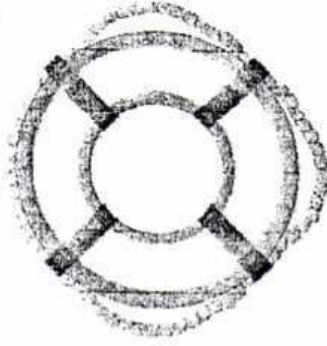
# The Regatta at Lake Arthur Family Boatbuilding Project

The 9<sup>th</sup> Annual Regatta at Lake Arthur will take place on August 4 and 5, 2007 in the Lakeview area on the North Shore at **Moraine State Park. It will feature sailing, canoe and kayak paddling, Dead Fish Polo, bicycling, hiking, disc golf, entertainment, hot air balloon launches, and a host of craft and food vendors - and that's just the short list! Please do come and join us for all the fun!**

**"I built this  
boat myself,  
and it  
doesn't leak!"**

*- An excited eleven-year-old  
participating boat builder from  
the Regatta in 2002*

The Regatta at Lake Arthur  
PO BOX 445  
Prospect, Pa. 16052



YOU  
CAN  
DO IT!



If there is sufficient interest, we may organize a group boat-building session, and also a repeat of the "Big Splash" First Launching of the boats during the Regatta at Lake Arthur August 4 /5.

Check out the Regatta's website for more details about what's in store for this year.

[www.regatta-at-lake-arthur.com](http://www.regatta-at-lake-arthur.com) or  
[www.moraineregatta.com](http://www.moraineregatta.com)

For details about the Family Boatbuilding Project call 724-445-2742, or email

[bckjal@yahoo.com](mailto:bckjal@yahoo.com)

# Family Boatbuilding Clinic Registration

The Regatta at Lake Arthur, and Lowe's Home Improvement Center of Butler, are delighted to announce the return of the Family Boatbuilding Project for 2007. This year's Project will be the construction of an 8 foot "Optimist" sailing dinghy. This is a fully functional sailing craft in which kids from 6 to 14 can learn to sail and have fun.

Members of the public are invited to attend the "Family Boat Building Clinic" at the Lowe's store in Butler, at Moraine Point Plaza. The clinic will be conducted April 15, 2007 from 2 PM to 5PM. Participants will observe and learn how easy it is to build an Optimist. The craft requires about 30 hours for assembly.

There is no charge for the Clinic, and it is open to individuals, families, scout groups, and others. A Materials List will be provided and nearly all of the necessary building materials will be available from any Lowe's store for about \$350. Registration for the Clinic is not absolutely necessary, but if you do plan to attend we request that you let us know so we will have some idea of how many participants we may expect. Walk-ins are welcome too!

This is an ideal project in which parents, grandparents, and children can participate together, and a great way to introduce young people to the wonder of wind and water, and likewise to the fun of working with wood. How much more pride they will take in their boat if they have helped to build it!

Come join the world of Sailing, and let the winds take you. **It's Naturally Fun!**

Our family/group (or individual) would like to participate in the Family Boatbuilding Clinic on April 15 at the Butler Lowe's.

Name \_\_\_\_\_

Address \_\_\_\_\_

Phone \_\_\_\_\_ Number in party \_\_\_\_\_

We will not be able to participate in the Clinic but would like to build an Optimist and take part in the "Big Splash". Please send materials list to above address.

Our Company/Organization would like to sponsor a boat.

Sponsorship Cost is \$375 per boat. Checks must be enclosed with this form and should be made payable to The Regatta at Lake Arthur.

Company/Organization Name \_\_\_\_\_

Address \_\_\_\_\_

Phone \_\_\_\_\_ E-mail \_\_\_\_\_

*The Regatta at Lake Arthur and Lowe's Home Improvement Centers do not guarantee the construction of boats for purposes of the Family Boatbuilding Project. The undersigned has read and voluntarily signs this Waiver of all liability and Indemnity Agreement, and agrees that The Regatta at Lake Arthur, Lowe's Home Improvement Centers, and Moraine State Park will be held harmless in the case of accidents or injuries arising from the construction or use of the craft at any time.*

Name of participant (must be 18 or over) \_\_\_\_\_ Date \_\_\_\_\_

*Moraine State Park and the PA Fish and Boat Commission will waive the required Launch Permits for all boats participating at the Regatta At Lake Arthur on Aug. 4 and 5, 2007 only. Boats using DCNR or PFBC Launch areas at all other times must display a current PFBC Registration sticker, Launch Permit, or DCNR Launch Permit. DCNR Launch Permits may be obtained from any State Park Office; details on PFBC permit requirements and locations where such permits may be obtained is available at [www.fish.state.pa.us](http://www.fish.state.pa.us)*

**ALL PARTICIPANTS IN THE BOAT LAUNCH MUST ADHERE TO WATER REGULATIONS POSTED BY MORaine STATE PARK AND PA FISH AND BOAT COMMISSION. ALL CHILDREN UNDER 12, AND ADULTS WHO CANNOT SWIM MUST WEAR A U.S. COAST GUARD APPROVED PERSONAL FLOTATION DEVICE (LIFE JACKET) WHILE ON THE WATER.**