

Moraine Sailing Club Newsletter

BATTEN THE BREEZE



April/May
2009



A View from the Helm

by Commodore Jason Harrison



As you can see, this column has been renamed. **Some People** thought "Cockpit" was aviation related, so I acquiesced. Anyway, the weather is getting warmer, the days longer, people are coming to the seminars...

Let's get ready to go sailing!!!

If you have checked the schedule, you'll see there are several events coming up soon. The **Barn Dates** are mid April, and if you can come for even a couple of hours to help, it would be greatly appreciated. The **Spring Fling** is set for **Saturday 9 May** at the Three Rivers Rowing Millvale facility. Hope to see a lot of you there. All this information is on the club's website: www.morainesailingclub.org. If you haven't checked it out, go take a look. It's been updated, and has a boatload of information, with more to come.

On the water Learn to Sail starts in May, as well as Racing. Youth racing starts in June, along with the potluck picnics at Watts Bay, and the CSP group has several events planned for each month. I think there will be something for everyone to participate in. Lets hope for warm days and fair winds.

See you on the lake!



BARN DATES

SATURDAY APRIL 18

AND SATURDAY APRIL 25
10 AM-12 NOON.

ALL BOATS MUST BE OUT
BY 12 NOON ON APRIL 25!

SPRING FLING

SATURDAY MAY 9

DETAILS INSIDE

Inside this issue:

Calendar of Events	2
MSC Sailing Instructions for 2009 races	3
Day Steward Assignments	3
Barn Dates/Information	4
Moraine Sailing Club His-	5
Navigation and LTS Seminar a success	7
Kidzpage. Notes from the Stowaway	
Spring Fling Information	8

MSC Officers

Commodore: Jason Harrison
Vice Commodore: Dan Goldberg
Secretary/Treasurer : Patrick Jiang
Social Director: Maryanne Righi
BTB Editor: Sharon Yezerksi
Web Director: Maria Benner
Director at Large: Dave August

WEDNESDAY SAILS

Anyone wanting to get extra tiller time on Wednesday afternoons or join in a raft up picnic on Wednesday evenings is invited to call John Bridges at least by the

Tuesday evening of any particular week

e-mail brimor@aol.com

or 724 625 9348

Visit us online at www.morainesailingclub.org

Batten the Breeze April/May 2009

2009 MSC Calendar of Events

April

- * Sunday 4/5: Racing Rules and 2009 Rule Changes Seminar at Northland Library
- * Saturday April 18 10 AM-12 NOON Barn Date
- * Saturday April 25 10 AM-12 NOON Barn Date

May

- * Saturday 5/2: CSP Work Day
- * Saturday 5/9: Spring Fling!
- * Sunday 5/17: Learn to Sail
- * Saturday 5/23: Race Day
- * Sunday 5/24: Butler Outdoor Group
- * Sunday 5/31: Learn to Sail and CSP Work Day

June

- * Saturday 6/6: Race Day
- * Saturday 6/13: Race Day
- * Sunday 6/14: Learn to sail
- * Saturday 6/20: Learn to sail
- * Saturday 6/27: Race Day/Picnic/Youth Sailing Championship

July

- * Sunday 7/5: Learn to sail
- * Saturday 7/11: Race Day
- * Sunday 7/12: Learn to sail
- * Saturday 7/18: Race Day
- * Monday 7/20-Friday 7/24 Sail Camp
- * Saturday 7/25: Race Day/Picnic



August

- * Saturday 8/1 and Sunday 8/2: Lake Arthur Regatta
- * Saturday 8/8: Race Day
- * Sunday 8/9: Learn to sail
- * Saturday 8/15 and Sunday 8/16: Cruising Fundamentals Seminar with overnight stay at the Cabin at Davis Hollow.
- * Saturday 8/22: Race Day/Picnic/Youth Sailing Championship

September

- * Saturday 9/12: Race Day
- * Sunday 9/13: Learn to sail
- * Saturday 9/19 and Sunday 9/20: Sail for the Grail
- * Saturday 9/26: Race Day (last one)
- * Sunday 9/27: Learn to sail

October

- * Saturday 10/3: Handicapped Regatta
- * Saturday 10/10 and Sunday 10/11: Annapolis Boat Show
- * Saturday 10/17: Barn Date
- * Saturday 10/24: Barn Date

November

- * Saturday 11/7: Annual Meeting/Awards Banquet

RELAY RACE. IS YOUR TEAM READY?

Now is not too soon to start looking at ways to form your team for a Relay Race to be held on a FUN DAY at Lake Arthur some time this summer. Each team will consist of one Flying Scot, One Sunfish and one Optimist. The race will start off the Jetties (to encourage spectator cheering) with the Sunfish carrying a foam "Noodle" to the Optimists waiting to receive it at the first mark. They will carry it to the Flying Scots waiting at the second mark to return it to the re assembled Sunfish off the Jetty. They will start the second lap and repeat the proceedings with the Optimists and Scots having returned to their respective marks.

Watch out for further details in the next BTB for this exciting event which will involve young and old. skilled and not so skilled, We have placed an advance order for a gentle breeze, so start looking for your team mates NOW

The Sailing Instructions used in MSC races have been revised for 2009, and are now posted on our website (or will be shortly). The main change is the course descriptions. In recent years, all courses were twice-around. On light-air days, this precluded a one-around course, especially for the Open fleet. To solve this problem, the "W" (Windward-Leeward) and "T" (Triangle) courses will be accompanied by a number, to indicate the number of times around. For example, a "W1" course would be once around, and a "T2" course would be twice around. There is also an option for an "O" (Modified Olympic) course, which is a triangle followed by a windward-leeward-finish. All courses will continue to have a mid-beat start and finish.

The Flying Scot start will continue to be the Warning (5-minute) Signal for the Open start, and the Open start will be the Warning Signal for a 3rd start if we have one. We may add a third start if warranted (for example, for Sunfish, if enough register for their own start).

Another change: the course for the 2nd and 3rd starts will be designated prior to their Preparatory (4-minute) Signal, rather than prior to their Warning Signal, because we are using rolling starts.

Also keep in mind that courses may be shortened (by eliminating one or more legs), with Code Flag "S". Code Flag "S" (with two horns) is flown at the new finish line. In addition, courses can be changed by Code Flag "C". Code Flag "C" (with intermittent horns or sounds) is displayed at the mark which begins the next leg. The next mark can be moved to port (with the display of a red sign) moved to starboard (with the display of a green sign), or the next leg can be shortened (with the display of a "Minus" sign), or lengthened (with the display of the "Plus" sign). The signs will be displayed on a whiteboard. All this is already in the Racing Rules of Sailing, and is not unique to MSC. All racers are encouraged to join US Sailing (www.ussailing.org). Membership entitles you to a free rule book, which has been revised for 2009 – 2012.

Dan Goldberg, US Sailing Certified Regional Race Officer.

DAY STEWARD ASSIGNMENTS BELOW:

Day	Event	Day Steward / Assistant
SAT 5/23	RACE DAY #1	Marlin & Harrison
SAT 6/6	RACE DAY #2	Goetherts & Harlan
SAT 6/13	RACE DAY #3	Hohler, Czepleski & Lora
SAT 6/27	RACE DAY #4	Shields & Schwarzmuller
	Youth Sailing Championship	
	PICNIC	
SAT 7/11	RACE DAY #5	Bishop & J. Wolf
SAT 7/18	RACE DAY #6	Zavos & K. Andrews
SAT 7/25	RACE DAY #7	Cullen & Boyles
	PICNIC	
SAT 8/8	RACE DAY #8	Uehling & Ingersoll
SAT 8/22	RACE DAY #9	Joe Kirk & Dave Green
	Youth Sailing Championship	
SAT 8/29	RACE DAY #10	Suppo's, Jombock
SAT 9/12	RACE DAY #11	Gelmans, B. Keiser
SAT 9/19	Sail for the Grail	
SAT 9/26	RACE DAY #12	Goldberg, Reis, Benners
SAT 10/3	HANDICAP REGATTA	Rowan, Harrison

CALLING ALL MEMBERS... We Need Your Help.

It's spring again, and time to move our boats from winter storage at the Butler Fair Grounds Barns into their summer quarters at Lake Arthur. We must remove our boats from the barns between 10 AM and noon on Saturday April 18 and Saturday April 25, check them in at Davis Hollow, raise the masts, clean and equip the boats at Watts Bay. Moraine Sailing Club's Community Sailing Program is one of the best ways to sail in the Pittsburgh area. We depend on our members to provide not only money (pay your dues!) but volunteer effort to keep our fleet active and in good condition. I need your help on the barn days to clean out and reorganize the MSC Shed, setting up the gear for each boat as it arrives at the park, and in general getting ready for the sailing season. If you have a trailer hitch (1 7/8" ball), I need your help in towing boats from the fair grounds. We'll plan to meet at the Barn to pick up the boats and trailers at 9:45AM each day. I will also arrange for people to begin work at Watts Bay at 10:00 AM each day to get things ready for the arrival of the boats. CSP will provide coffee, hot water for tea or cocoa, and other nourishment at Watts Bay for both work days. Weather and time permitting, we may sail the boats after we've checked them in, cleaned and rigged them. Contact me at kandrews84us@yahoo.com if you can help us get the summer sailing season off to a good start. Put "Barn Days" in the subject line.

Thanks for your help! Ken Andrews CSP Director


Flotsam & Jetsam

by Wolf Goethert

This column is devoted to bringing to life those little know secrets that have been hidden from public view to enhance the quality of life of MSC members.

A couple of years ago I reported in a Flotsam & Jetsam column the continued lack of a breakthrough in my secret weapon for racing that would assist me to finally get ahead of Tom Hohler. Coby, our trusty wind sniffer-outer cocker spaniel, never got out of the "proof of concept" stage. When tacking, he would cower under the back deck instead of "pointing" where the next wind gust was coming from and indicating the strength of the gust by the speed of his wagging tail. Obviously, there was a step missing in his training. Upon perusing a 1993 issue of SAIL magazine, I stumbled upon the missing step in my training procedures. See picture. Skilled animal trainers demonstrate the all important first step in the making of a genuine sea dog.

No, you are not seeing things. These really are Opti rigs attached to scaled-down Iceboats. These speedy juniors have recorded speeds in the 20s. Now if Al Gore would just stop with his "global warming campaign", the lake would stay frozen longer and we could keep John Bridges busy building Optis in the summer AND the winter.




Moraine Sailing Club History

I would like to thank our long time MSC member Bill Tingle (FS 88) for much of the history that he has passed on to us about earlier times of the club. Bill gave me the October 1980 issue of the Batten the Breeze, from which I extracted the history behind the first burgee of the Moraine Sailing Club as well as a very interesting description of the 2nd Annual Moraine Sailing Club Fall Laser Regatta. Really amazing to me was the large number of different classes of boats racing at that time.

Moraine Sailing Club Burgee History

First Moraine Sailing Club Burgee

Plans to adopt a club burgee goes way, way back in our club history. The credit for a club burgee goes to Dave Green who originated the idea but it was dropped until a couple of years before 1980 when Bob Reckard, Vice Commodore at that time, renewed interest in the project. Bob made a burgee using our complete logo and flew it from the bow pulpit of his San Jaun.



In the summer of 1980, Phil Mueller and Bob Reckard took on the project in earnest. They made several different designs and submitted them to the board. The board approved a burgee that was 15" long x 10", made of white nylon using a dark blue border with a dark blue sail plan taken from our club logo. The burgee was of legal size for all boats in the club. Thus the first MSC burgee became a reality.

It would be very interesting to capture the history of our current burgee – when it was adopted, who designed it, etc. If anyone knows/remembers the history behind our current burgee, please provide the information to the board.

2nd Annual Moraine Sailing Club Fall Laser Regatta (1980)

In this same issue is a write-up of the 2nd Annual Moraine Sailing Club Fall Laser Regatta in which nine lasers participated. This two part regatta consisted of a race around the islands for the Bill Shields trophy and a series of regular races for the Ed Casey Trophy.

The around the islands race in the morning was started from the docks at the Watts Bay boat storage area. The rules permitted the islands to be rounded in either order or direction so that an important part of the race was to develop a strategy for the fastest course based on the prevailing wind which was light and out of the south. Interestingly, it was reported that the first three finishers all sailed different courses.

Persistently shifting winds and intermittent thunder storms made it extra hard work for the race committee members (and still members of MSC), Greg Mazelonka, Chris Czapliski, and others.

There are also some familiar names in the top three finishers:

Race Around The Islands

- Jim Starr (37509)
- Reiner Zeppenfeld (52576)
- Tom Hohler (44886)

Ed Casey Series

- John Onstott
- Jim Starr
- Tom Hohler

*~All articles
on this page
Submitted by Wolf G.*

Thanks Wolf!

Active Classes racing in 1980

I was amazed to see the large number of classes and boats in each class racing at that time. For example the 1980 Champion Series consisted of:

Flying Scot	15 Boats
Thistle	10 Boats
470-Fireball	11 Boats
A-Performance	9 Boats
B-Performance	17 Boats
Catalina 22	9 Boats
Off Shore Open	15 Boats
Daysailor	16 Boats
Laser	11 Boats
Sunfish	18 Boats

It really must have been a challenge for the race committees to set proper courses and control the starts. Wouldn't it be nice to once again to have at least half as many boats participating in our current sailing activities as MSC had in 1980?

So fleet captains and other members of the club, don't let an opportunity slip away to advertise the virtues of the club.



Commodore Jason Harrison addresses the class at the recent Learn to Sail Seminar



Above: Ken Andrews and Joe Shields explain the safety position

Learn to Sail and Celestial Navigation Well Attended

Contributed by Joe Shields


MSC's first three seminars were well attended, covering basic Learn To Sail "shore school" topics to help beginners learn the terminology and methods they will need out on the water in the Spring. Also, the Celestial Navigation seminar seemed to be well received. Joe Shields, the moderator at the Cel. Nav. Seminar promised to hold some follow up sessions at Watts Bay allowing participants to take actual sextant sights at the lake using a "short dip" correction. (For dates on future learn to sail see calendar, p.2)

WOODEN BOAT BUILDING

There is still time for a family to build an Optimist and have it ready for the Sail Camp, or for the kids to get in some practice before the Camp.

Or, if any Keel boat owners need a dinghy to get out to their boat we can arrange for a group of would-be builders to help put it together in just one weekend. Cost of the wood, resin etc to construct the hull about \$350 sails and fittings extra.

If interested contact John Bridges
brimor@aol.com or 724 625 9348



Volunteer wanted.

Can anyone going in the Direction of DEEP CREEK, Maryland take two old Flying Scot Centerboards to Harry Carpenter for re-cycling" ? If so please contact John Bridges who wants them out of his Barn.


KIDZPAGE

More notes from the Stowaway.

I got back on board in Freemantle and settled down with all my stores prepared for a long voyage. We sailed along the Southern coast of Australia, passed through the Bass Strait North of Tasmania and then continued in somewhat calmer water for the trip to New Zealand. All went well for the first few days and then suddenly it was a case of "Barbequed Billygoats". (You may remember that this was the favourite expression of Captain Nancy in Arthur Ransomes's books whenever problems or tragedy struck) There I was on my back peacefully dreaming when suddenly the cover was ripped off and amazed sailors were staring down at me. They had decided to have a LifeBoat drill. I was hauled off in front of the Captain who vowed to put me ashore at the first opportunity. This was to be when we reached Auckland. I made a bundle of my possessions and took up residence in the Back-Packers Hostel. There are many of these in New Zealand catering for those wanderers looking for cheap lodgings. (There are clean and provided with kitchens where you can cook your own meals) New Zealand is a young country and has many activities for the adventurous. You can walk over the top span of the "Coat Hanger" Harbor Bridge or Bungee Jump from under it. There are opportunities to Rappel down waterfalls with a group of "Canyoneers;" Kayaking or White Water Rafting trips, Quads and BlowCarts for rental and even a chance to crew on one of the two America's Cup Yachts in a match race. If you don't like the taste of salt water you could go South and sail another one on Lake Wakatipu. (It only costs \$ US 70 for a two hour trip)



New Zealand Blow Carts



Old and New in New Zealand ,
An American Cup contender
with a Polynesian catamaran.

On the Auckland Anniversary Day I went up on to the South Head overlooking the Gulf and enjoyed the spectacle of hundreds of sail boats large and small enjoying the brilliant sunshine. Of course I couldn't afford to loaf around forever and had to look for a job. I was lucky to find one as a crew member on one of the Big sailing ships taking fare paying passengers around the world. So although for the moment I am not a Stowaway I will continue to send you my adventures.

Perhaps I should digress for the moment to explain that "Blowcarts" are a New Zealand invention and look like Ice Yachts with the Ice Skates replaced by Pneumatic tyred wheels. They are used on sandy beaches between high and low tide marks and reach amazing speeds which feel all the greater since your bottom is just inches above the sand.

With a few weeks to spare before taking up my new duties I will be up on the Head most days to watch the Louis Vuitton Match races between all the America's Cup contenders, on shore I saw the equipment used to make the enormous carbon fibre masts which are 150 feet long. In the first round all the boats lost one match, so the next rounds promise to be very exciting. Do you watch them on the Sports Channel? By doing so you could learn a lot about tactics. If you want something a bit simpler, or have only just started to learn don't forget to join your parents at the MSC "Learn to Sail days" or come up and enjoy the lake in an Optimist, on a Sunfish or aboard one of the Flying Scots during these or on one of the Wednesday sails.

I'll prepare some more notes but will not be able to mail them to you until we reach the next port.

~The Stowaway



Spring Fling

Join fellow sailors as we celebrate the start of sailing season at our annual Spring Fling. Mark your calendars for Saturday May 9th from 3-7 PM at the Three Rivers Rowing Association, Millvale Facility. Jeremy Rekich, Assistant Park Manager will be giving a short presentation on what is new/ planned for the park this season. Bring a covered dish to enjoy with your friends. If your house number ends in an even number please bring a side dish or salad. If your house number ends in an odd number, please bring dessert. The club will provide hot dogs, hamburgers and drinks.

See you there!



Batten the Breeze Newsletter
Moraine Sailing Club
P O Box 692
Pittsburgh, PA 15230